



HELMHOLTZ
SPITZENFORSCHUNG FÜR
GROSSE HERAUSFORDERUNGEN



Recent $t\bar{t}H$ and tH results from CMS

Carmen Diez Pardos (DESY)
28 May 2018

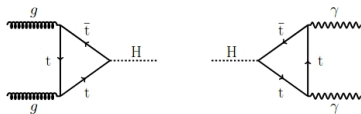
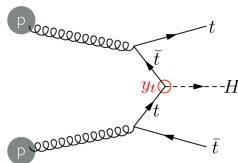
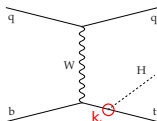
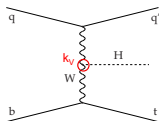
Higgs Toppings Workshop - Probing Top-Higgs Interactions at the LHC
27 May-2 Jun 2018, Benasque (Spain)



Top-Higgs coupling: the hunt for $t\bar{t}H$

Best direct probe of the top-Higgs Yukawa coupling, vital step towards verifying the SM nature of the Higgs boson

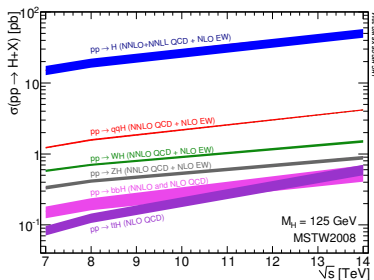
- Top quark is the most strongly-coupled SM fermion ($y_t \sim 1$)
- Direct measurement of y_t in $t\bar{t}H$ production:
 - gluon-gluon fusion: assumes no BSM coupling
 - Allows probing new physics in $gg \rightarrow H$ and $H \rightarrow \gamma\gamma$ effective vertices
- y_t in tH production: access to sign of the coupling



Challenges and analysis strategy

Challenges

- $\sigma_H \approx 0.5$ pb at $\sqrt{s}=13\text{TeV}$
($m_H=125\text{GeV}$), $\sigma_{t\bar{t}} \approx 830$ pb @13 TeV
 - Larger increase in signal than backgrounds from 8 to 13 TeV
 - By this year up to 6 times more data
- Crucial to understand $t\bar{t}+X$
($X = b\bar{b}, W, Z$)
- Large combinatorics of leptons and jets from top quark decays



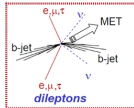
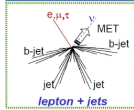
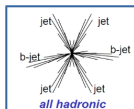
- tH : yet smaller $\sigma \approx 0.1$ pb!

Sophisticated analysis strategies

- $t\bar{t}$ like selections with additional searches for Higgs decay products
- Event categorization based on top quark (W boson) and Higgs decay modes
- MVA techniques, Matrix-Element-Methods used to extract signal

Top quark \times Higgs decay channels

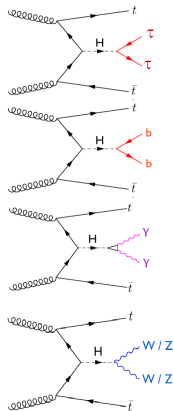
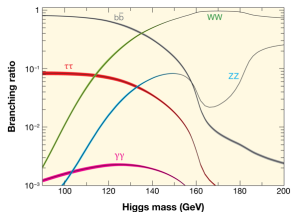
- Exploiting all $t\bar{t}$ decay channels and Higgs decays to
 - bottom quarks \rightarrow Large BR, large background contributions
 - W, Z bosons, taus \rightarrow smaller production rate, lower backgrounds
 - photons \rightarrow clean final state, very small rate



Top Pair Decay Channels

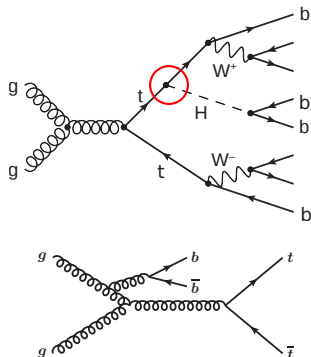
$\bar{c}s$	electron+jets	muon+jets	tau+jets	all-hadronic	
$\bar{u}d$	electron+jets	muon+jets	tau+jets		
τ^+	$e^+\tau$	$\mu^+\tau$	$\tau^+\tau$		tau+jets
μ^+	$e^+\mu$	$\mu^+\mu$	$\tau^+\mu$		muon+jets
e^+	e^+e	μ^+e	τ^+e	electron+jets	
W decay	e^+	μ^+	τ^+	$u\bar{d}$	$c\bar{s}$

\times



$t\bar{t}H(b\bar{b})$ Production

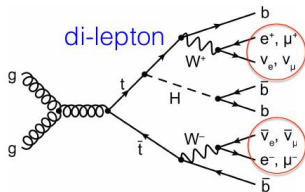
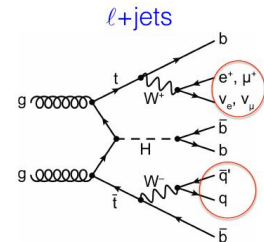
- Large $\mathcal{B}(H \rightarrow b\bar{b})$, access coupling 3rd generation quarks
- Challenging final state
 - Huge combinatorics in event reconstruction
 - Poor $H \rightarrow b\bar{b}$ mass resolution
 - Large $t\bar{t} + b\bar{b}$ background of $\mathcal{O}(10)\text{pb}$ with associated large theory uncertainties: from simulation
- Search channels
 - Leptonic $t\bar{t}$: higher purity
 - Fully-hadronic $t\bar{t}$: higher rate



$t\bar{t}H(b\bar{b})$ Leptonic

arXiv:1804.03682

- Events with exactly 1 or 2 leptons (e, μ)
- At least 4 jets, with at least 3 b-tagged
- Backgrounds estimated from MC
- Exploiting Matrix-Element (ME) methods and MVA to discriminate signal from background

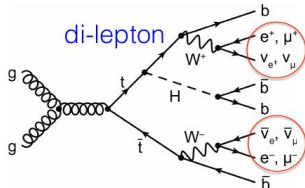
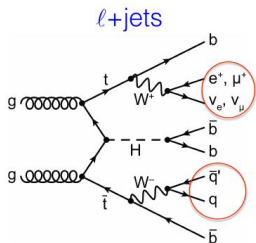


$t\bar{t}H(b\bar{b})$ Leptonic

arXiv:1804.03682

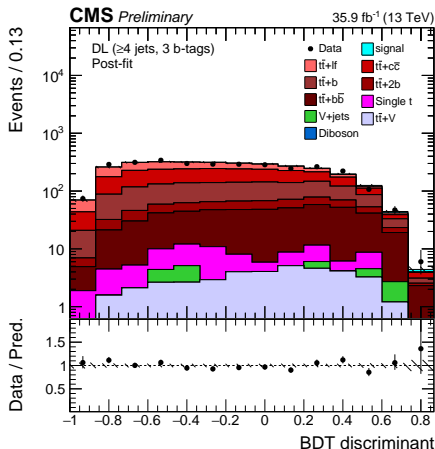
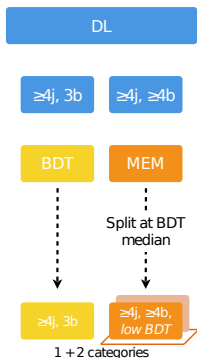
- Events with exactly 1 or 2 leptons (e, μ)
- At least 4 jets, with at least 3 b-tagged
- Backgrounds estimated from MC
- Exploiting Matrix-Element (ME) methods and MVA to discriminate signal from background
- Method chosen based on expected sensitivity

Channel	Method	Best-fit μ $\pm_{\text{tot}} (\pm_{\text{stat}} \pm_{\text{syst}})$
Single-lepton	BDT+MEM	$1.0^{+0.69}_{-0.66} \begin{pmatrix} +0.31 & +0.62 \\ -0.30 & -0.59 \end{pmatrix}$
Single-lepton	DNN	$1.0^{+0.58}_{-0.55} \begin{pmatrix} +0.30 & +0.50 \\ -0.29 & -0.47 \end{pmatrix}$
Dilepton	BDT+MEM	$1.0^{+1.22}_{-1.12} \begin{pmatrix} +0.65 & +1.04 \\ -0.62 & -0.93 \end{pmatrix}$
Dilepton	DNN	$1.0^{+1.38}_{-1.36} \begin{pmatrix} +0.71 & +1.18 \\ -0.69 & -1.18 \end{pmatrix}$



$t\bar{t}H(b\bar{b})$ Leptonic: **dilepton** $t\bar{t}$ channel

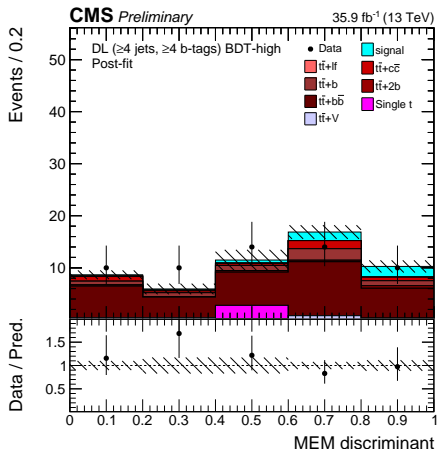
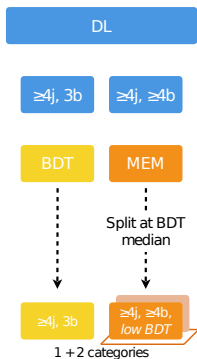
- Events categorised by **number of jets and b-tagged jets**



- $\geq 4j, 3b$: **BDT** separating signal and inclusive $t\bar{t}$ + jets background as final discriminant

$t\bar{t}H(b\bar{b})$ Leptonic: **dilepton $t\bar{t}$** channel

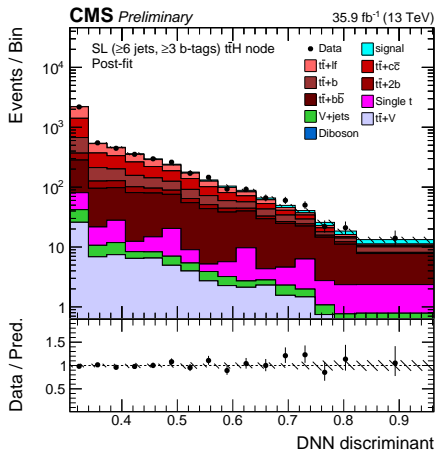
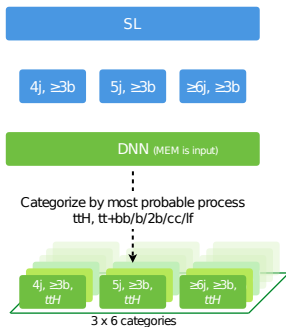
- Events categorised by **number of jets and b-tagged jets**



- $\geq 4j, \geq 4b$: **low/high BDT sub-categories** + **Matrix Element Method (MEM)** separating against $t\bar{t} + b\bar{b}$ background as final discriminant

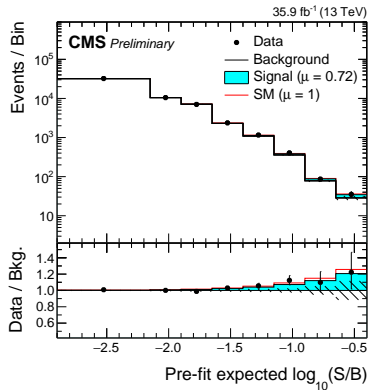
$t\bar{t}H(b\bar{b})$ Leptonic: **lepton+jets** $t\bar{t}$ channel

- Search in **single-lepton** $t\bar{t}$ channel
- Events categorised by **number of jets**: 4, 5, ≥ 6



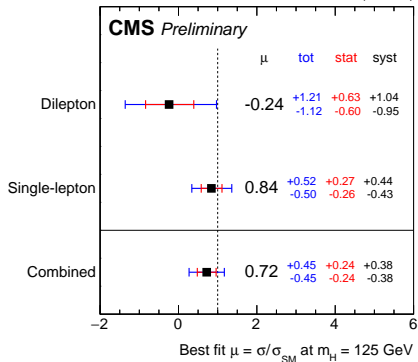
- **Deep Neural Network** (DNN) per jet category: multi-classification as signal or any of 5 $t\bar{t}$ + jets bkg. ($t\bar{t} + b\bar{b}$, $t\bar{t} + 2b$, $t\bar{t} + b$, $t\bar{t} + c\bar{c}$, $t\bar{t} + LF$)
- Final discriminant: **DNN output** of chosen process node

$t\bar{t}H(b\bar{b})$ Leptonic: Results



Best-fit $\mu = 0.72_{-0.45}^{+0.45}$, at 1.6 (2.2) σ obs. (exp.) significance

$t\bar{t}H(b\bar{b})$ Leptonic: Results

35.9 fb⁻¹ (13 TeV)

Uncertainty source	$\pm\sigma_\mu$
total experimental	+0.15/-0.16
b tagging	+0.11/-0.14
jet energy scale	+0.06/-0.07
total theory	+0.28/-0.29
$t\bar{t}$ + HF cross-section and PS	+0.24/-0.28
size of MC samples	+0.14/-0.15
total systematic	+0.38/-0.38
statistical	+0.24/-0.24
total	+0.45/-0.45

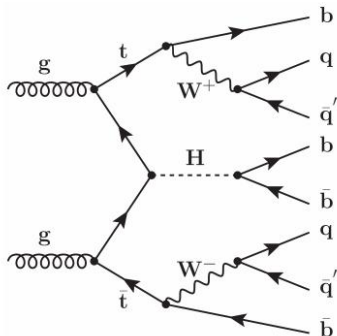
Best-fit $\mu = 0.72_{-0.45}^{+0.45}$, at 1.6 (2.2) σ obs. (exp.) significance

- Limited by $t\bar{t}$ + HF and b-tagging uncertainties

$t\bar{t}H(b\bar{b})$ Hadronic

arXiv:1803.06986

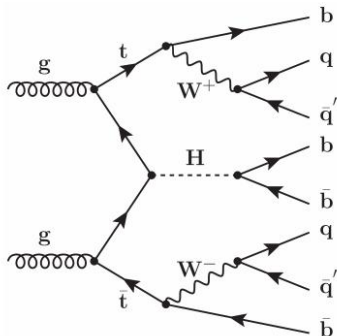
- Trigger: ≥ 6 jets, large HT, ≥ 1 or 2 b-tagged jets
- Challenge:
 - Large backgrounds from QCD multi-jets, $t\bar{t} + \text{jets}$, and the irreducible $t\bar{t} + b\bar{b}$
- Larger signal contribution
- Possibility to fully reconstruct the event



$t\bar{t}H(b\bar{b})$ Hadronic

arXiv:1803.06986

- Trigger: ≥ 6 jets, large HT, ≥ 1 or 2 b-tagged jets
- Challenge:
 - Large backgrounds from QCD multi-jets, $t\bar{t} + \text{jets}$, and the irreducible $t\bar{t} + b\bar{b}$
- Larger signal contribution
- Possibility to fully reconstruct the event

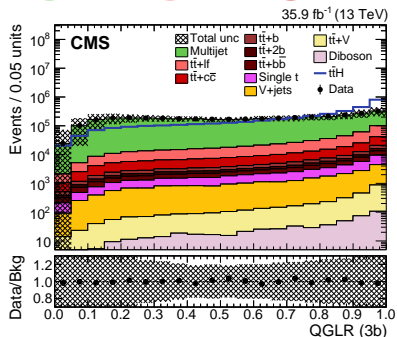
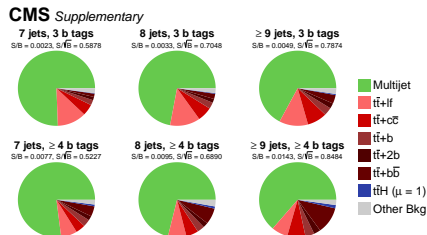


- A quark-gluon discriminant is used to differentiate quarks jets from gluon jets
 - Discrimination against QCD multijets
- Dedicated MEM to discriminate signal against $t\bar{t} + \text{jets}$ and $t\bar{t} + b\bar{b}$

$t\bar{t}H(b\bar{b})$ Hadronic: Analysis strategy

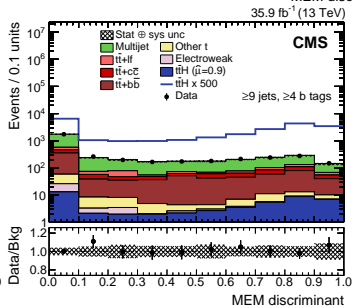
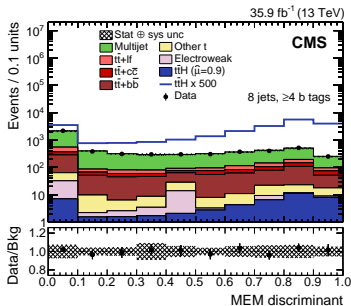
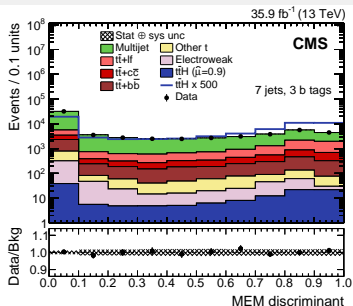
- ≥ 7 jets, ≥ 3 b-tagged jets, $H_T > 500$ GeV, no leptons
- Events categorised by number of jets and b-tagged jets
- Dominant background: QCD-multijet production
 - Shape from low b-tag multiplicity control region in data
 - Rate from final fit to data

	$N_{CSVM} = 2$ $N_{CSVL} \geq 3$	$N_{CSVM} \geq 3$
QGLR > 0.5	CR (to extract distribution)	SR (final analysis)
QGLR < 0.5	Validation CR (to validate distribution)	VR (comparison with data)

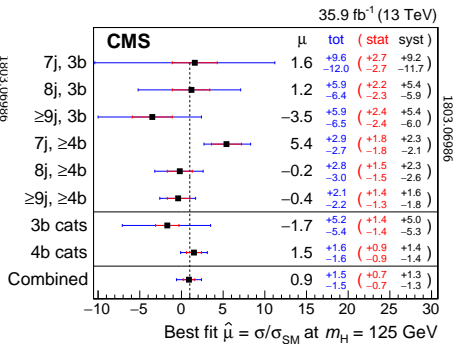
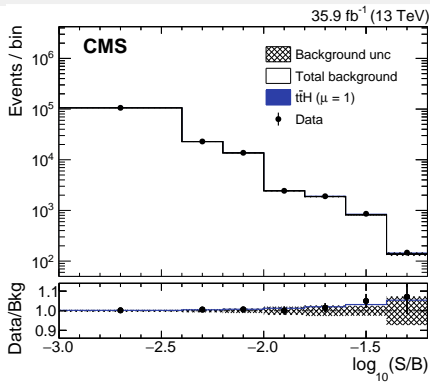


$t\bar{t}H(b\bar{b})$ Hadronic: Analysis strategy

- Final discriminant: MEM
- Constructed from LO matrix elements for the $t\bar{t}H$ signal and $t\bar{t} + b\bar{b}$ backgrounds
- Also performs well against the $t\bar{t} + \text{LF jets}$ and QCD multijets backgrounds

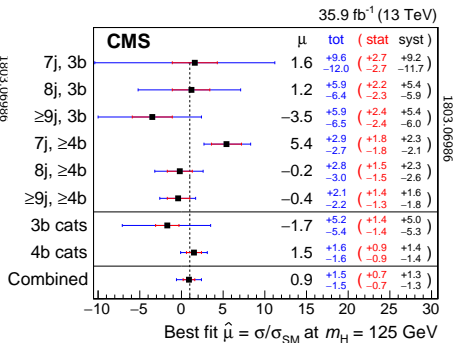
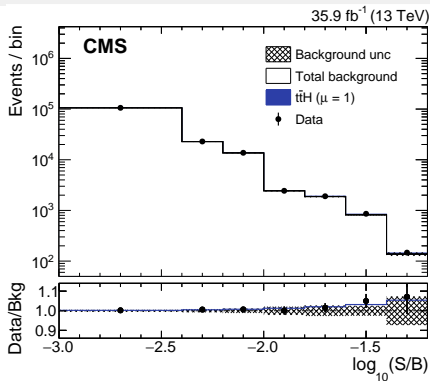


$t\bar{t}H(b\bar{b})$ Hadronic: Results



Best-fit $\mu = 0.9_{-1.5}^{+1.5}$, upper 95% C.L. limit 3.8 (3.1) obs. (exp.) \times SM

$t\bar{t}H(b\bar{b})$ Hadronic: Results



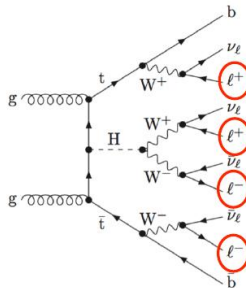
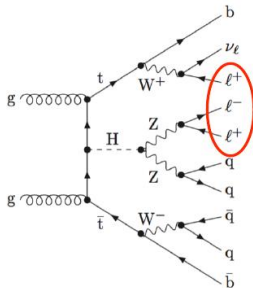
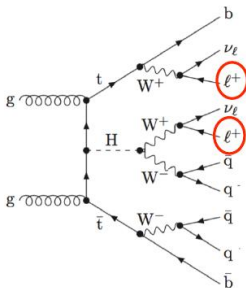
Best-fit $\mu = 0.9_{-1.5}^{+1.5}$, upper 95% C.L. limit 3.8 (3.1) obs. (exp.) \times SM

- Major systematic uncertainties: Multijet estimation, $t\bar{t}$ +HF prediction, b-tagging and JES etc.

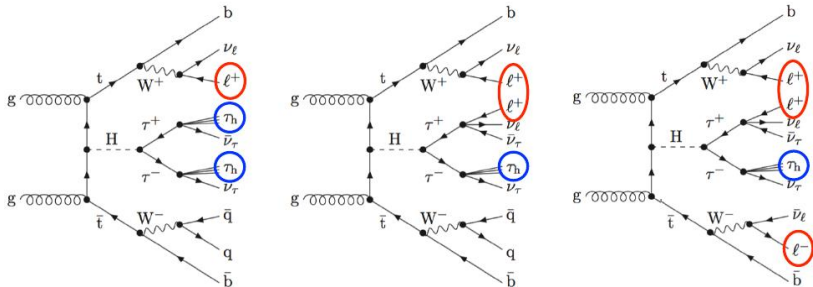
t \bar{t} H multilepton

arXiv:1803.05485

- Multilepton final states: Higgs decay to W^+W^- , ZZ , and $\tau\tau$
- Events categorized based on number of leptons and τ_h candidates



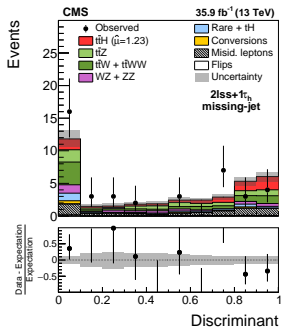
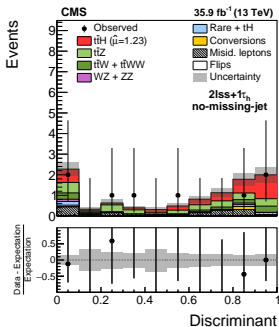
t \bar{t} H multilepton: analysis strategy



- Additional requirements on jets
 - At least 2 loose or 1 medium b-tagged jets
 - At least 2 to 4 jets, depending on event category
- Major backgrounds
 - Irreducible: t \bar{t} + V and diboson, predicted from simulation and control regions
 - Reducible: non-prompt leptons in t \bar{t} + jets events, estimated from data
 - Large t \bar{t} + fake τ_h for 1 lepton + 2 τ_h
- BDT and MEM discriminants to discriminate signal from backgrounds

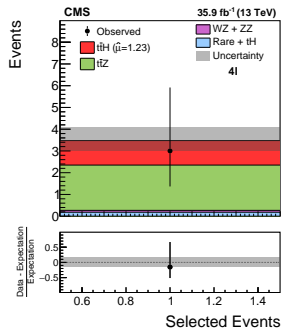
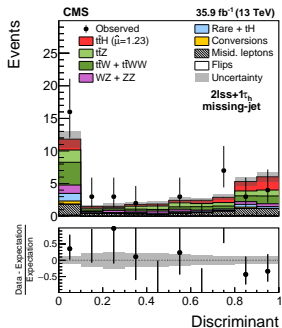
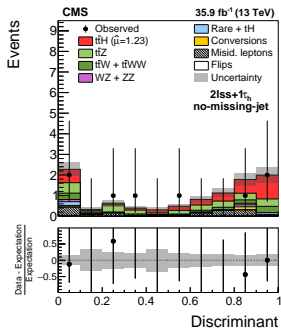
$t\bar{t}H$ multilepton: analysis strategy

- Event categorization in lepton flavor, and b-jet multiplicity
- Discriminating variables
 - MEM against $t\bar{t}Z$ (2 leptons same-sign + 1 τ_h)



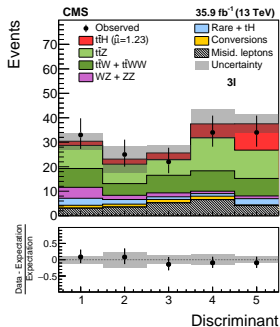
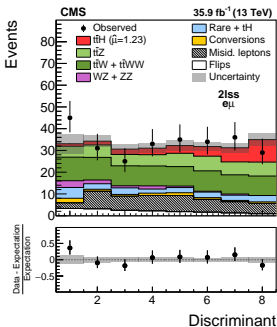
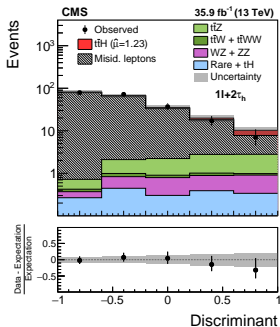
t \bar{t} H multilepton: analysis strategy

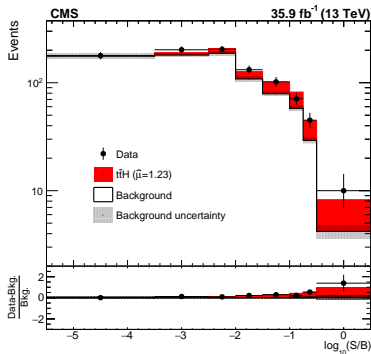
- Event categorization in lepton flavor, and b-jet multiplicity
- Discriminating variables
 - MEM against t \bar{t} Z (2 leptons same-sign + 1 τ_h)
 - Yield in 4-leptons (low stats.)



t \bar{t} H multilepton: analysis strategy

- Event categorization in lepton flavor, and b-jet multiplicity
- Discriminating variables
 - MEM against t \bar{t} Z (2 leptons same-sign + 1 τ_h)
 - Yield in 4-leptons (low stats.)
 - BDTs against t \bar{t} + jets (1l+2 τ_h) and t \bar{t} + jets + t \bar{t} + V (2 leptons same-sign, 3 leptons has MEM as input)



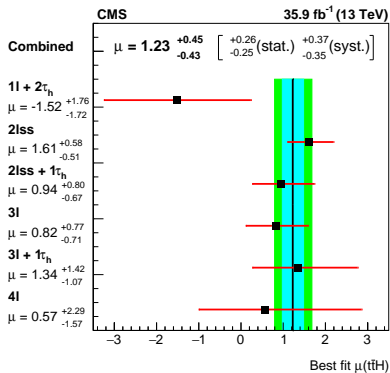
t \bar{t} H multilepton results

Best-fit $\mu = 1.23^{+0.45}_{-0.43}$, at 3.2 (2.8) σ obs. (exp.) significance

Cross check analysis with $t\bar{t} + V$ as signal, normalization constrained using control regions:

$$\mu = 1.04^{+0.50}_{-0.36}, 2.7\sigma \text{ sig.}$$

tH multilepton results



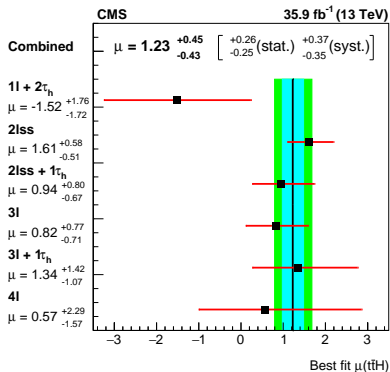
Source	Unc. [%]	$\Delta\mu/\mu$ [%]
Lepton selection efficiency	2–4	11
τ_h selection efficiency	5	4.5
b tagging efficiency	2–15	6
Reducible background	10–40	11
Jet energy calibration	2–15	5
τ_h energy calibration	3	1
Theoretical sources	≈ 10	12
Integrated luminosity	2.5	5

Best-fit $\mu = 1.23^{+0.45}_{-0.43}$, at 3.2 (2.8) σ obs. (exp.) significance

Cross check analysis with $t\bar{t} + V$ as signal, normalization constrained using control regions:

$$\mu = 1.04^{+0.50}_{-0.36}, 2.7\sigma \text{ sig.}$$

tH multilepton results



Source	Unc. [%]	$\Delta\mu/\mu$ [%]
Lepton selection efficiency	2–4	11
τ_h selection efficiency	5	4.5
b tagging efficiency	2–15	6
Reducible background	10–40	11
Jet energy calibration	2–15	5
τ_h energy calibration	3	1
Theoretical sources	≈ 10	12
Integrated luminosity	2.5	5

Best-fit $\mu = 1.23^{+0.45}_{-0.43}$, at 3.2 (2.8) σ obs. (exp.) significance

Cross check analysis with $t\bar{t} + V$ as signal, normalization constrained using control regions:

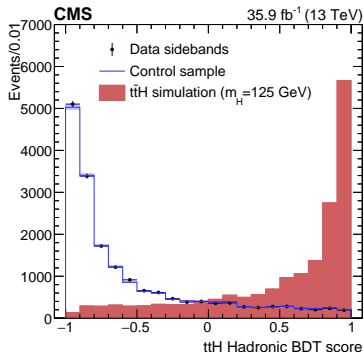
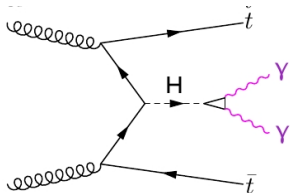
$$\mu = 1.04^{+0.50}_{-0.36}, 2.7\sigma \text{ sig.}$$

- Limited by non-prompt lepton estimation and tau identification, JES and JER, tH and tH + V modelling
- Several channels limited by statistics

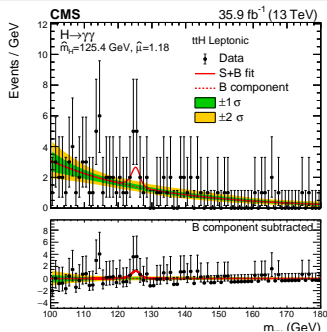
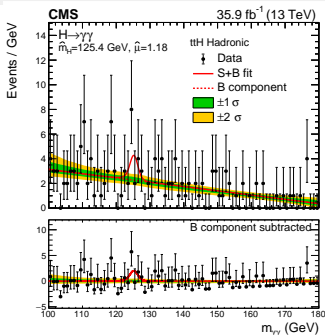
$t\bar{t}H(\gamma\gamma)$

arXiv:1804.02610

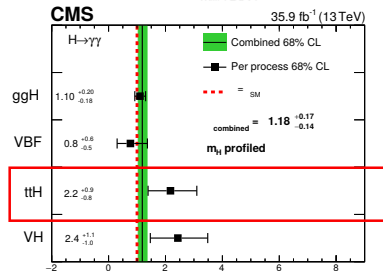
- Clear signature coming from the photons
- Dedicated $t\bar{t}H$ channel part of the global $H \rightarrow \gamma\gamma$ analysis
- $t\bar{t}$ hadronic and leptonic channels
 - Hadronic $t\bar{t}$ decay: MVA is used for background rejection
- Signal extracted from fit to $m_{\gamma\gamma}$



$t\bar{t}H(\gamma\gamma)$ results



- Statistically limited
- Leading systematic uncertainties:
Photon shower shape and energy scale



$t\bar{t}H$ combination

arXiv:1804.02610

Contributing analyses

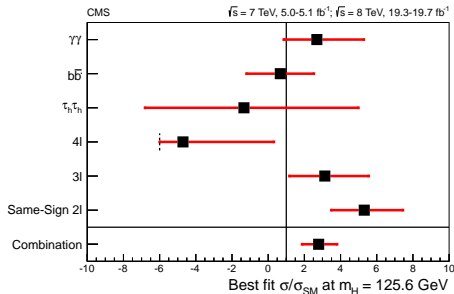
- All of the presented $t\bar{t}H$ analyses with 2016 data
- 7 TeV (up to 5.1 fb^{-1}) + 8 TeV (up to 19.7 fb^{-1}):

Dedicated analyses targeting the bb and multilepton final states

The $t\bar{t}H$ categories of the $H \rightarrow \gamma\gamma$ analysis

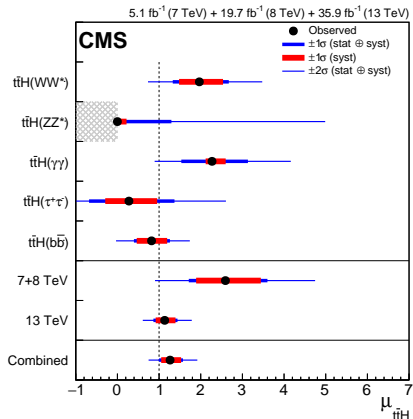
Correlations between Run-1 and Run-2 analyses

- Inclusive signal theory and some background theory uncertainties correlated
- Experimental uncertainties largely uncorrelated



t \bar{t} H combination

- $H \rightarrow \gamma\gamma$ and $H \rightarrow ZZ$ channels still limited by statistics
- Other channels dominated by systematics
- Signal theory mainly from inclusive t \bar{t} H prediction
- Background theory mainly from t \bar{t} + HF flavour prediction in t \bar{t} H(b \bar{b})
- Experimental: lepton efficiencies, lepton mis-id, b-tagging and MC stats all important



$$\mu_{t\bar{t}H} = 1.26^{+0.31}_{-0.26} = 1.26^{+0.16}_{-0.16}(\text{stat})^{+0.17}_{-0.15}(\text{expt})^{+0.14}_{-0.13}(\text{Th. bkg})^{+0.15}_{-0.07}(\text{Th. sig})$$

t \bar{t} H combination

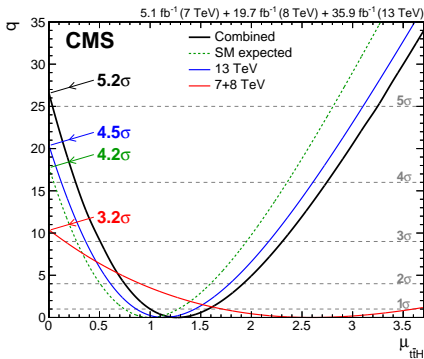
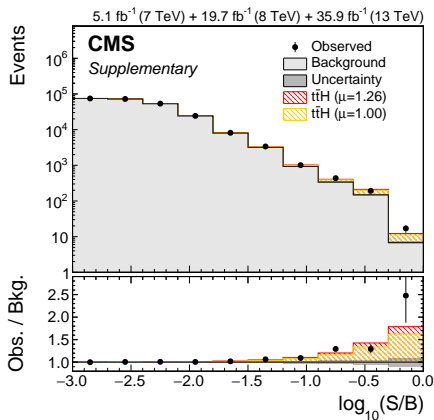
- $H \rightarrow \gamma\gamma$ and $H \rightarrow ZZ$ channels still limited by statistics
- Other channels dominated by systematics
- Signal theory mainly from inclusive t \bar{t} H prediction
- Background theory mainly from t \bar{t} + HF flavour prediction in t \bar{t} H(b \bar{b})
- Experimental: lepton efficiencies, lepton mis-id, b-tagging and MC stats all important

Uncertainty source	$\Delta\mu$	
Signal theory	+0.15	-0.07
Inclusive t \bar{t} H normalisation (cross section and BR)	+0.15	-0.07
t \bar{t} H acceptance (scale, pdf, PS and UE)	+0.004	-0.004
Other Higgs boson production modes	+0.002	-0.003
Background theory	+0.14	-0.13
tt + bb/cc prediction	+0.13	-0.11
tt + V(V) prediction	+0.06	-0.06
Other background uncertainties	+0.03	-0.03
Experimental	+0.17	-0.15
Lepton (inc. τ_h) trigger, ID and iso. efficiency	+0.08	-0.06
Misidentified lepton prediction	+0.06	-0.06
b-Tagging efficiency	+0.05	-0.04
Jet and τ_h energy scale and resolution	+0.04	-0.04
Luminosity	+0.04	-0.03
Photon ID, scale and resolution	+0.01	-0.01
Other experimental uncertainties	+0.01	-0.01
Finite number of simulated events	+0.08	-0.07
Statistical	+0.16	-0.16
Total	+0.31	-0.26

$$\mu_{t\bar{t}H} = 1.26_{-0.26}^{+0.31} = 1.26_{-0.16}^{+0.16}(\text{stat})_{-0.15}^{+0.17}(\text{expt})_{-0.13}^{+0.14}(\text{Th. bkg})_{-0.07}^{+0.15}(\text{Th. sig})$$

t \bar{t} H combination

- Observed significance is 5.2σ (4.2σ exp.) with respect to the $\mu_{t\bar{t}H} = 0$ hypothesis
- First observation of the t \bar{t} H production process

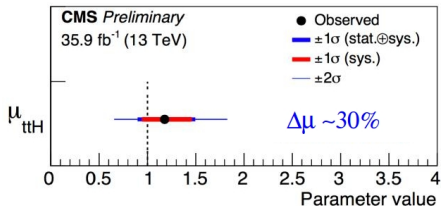


Combination with other Higgs measurements

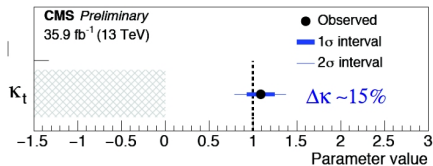
CMS-HIG-17-031

Combination of t \bar{t} H analyses, along with other Higgs measurements, for 13 TeV data

- t \bar{t} H + tH production cross section modifier from per-production mode fit (other production modes floating)
- Top coupling modifier from κ -framework fit with effective loops



t \bar{t} H		
Best fit value	Uncertainty	
	Stat.	Syst.
1.09	+0.14 -0.14	+0.08 -0.08

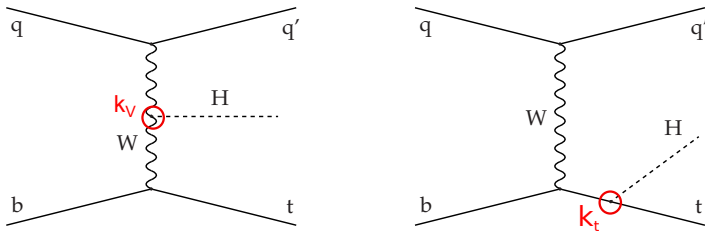


Best fit	Uncertainty	
	Stat.	Syst.
1.09	+0.14 -0.14	+0.08 -0.08

Search for tHq

CMS-HIG-17-005

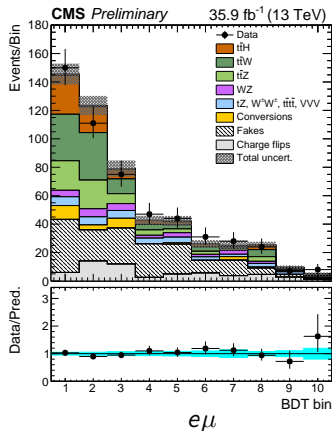
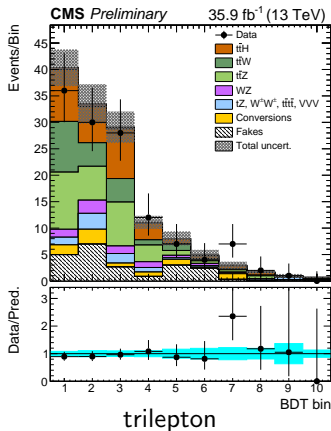
- Study of tHq process exposes the relative sign of top-Higgs and W-Higgs couplings via interference ($\sigma_{tHq}^{SM} \approx 71\text{fb}$, $\sigma_{tHq}^{\kappa_t=-1} \approx 790\text{fb}$)



- Studied using similar strategies as for $t\bar{t}H$
- Channels:
 - Same-sign dilepton ($\mu\mu$, $e\mu$): one W from Higgs decays hadronically, others decay leptonically.
 - Trilepton: All three W s decay leptonically
- Background sources
 - Irreducible ($t\bar{t} + X$, diboson, rare) from MC
 - Reducible (fakes) estimated from data

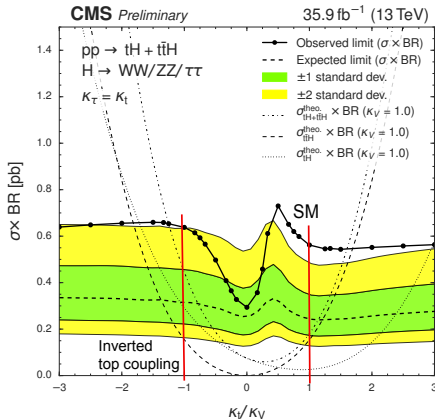
Search for tHq: analysis strategy

- Two separate BDT trainings using MC samples for signal (tHq with $\kappa_t = -1$, $\kappa_V = -1$) and backgrounds
 - Against $t\bar{t}$: non-prompt lepton type background
 - Against combined $t\bar{t}Z$ and $t\bar{t}W$: prompt lepton type background



Search for tHq: results

- Limit on common signal strength for (tHq/W+t \bar{t} H) as function of κ_t/κ_V
- t \bar{t} H is included as signal since its cross section varies as κ_t^2
- Enhanced production cross section in the case of anomalous top-Higgs couplings



κ_t values outside $(-1.25, 1.6)$ are excluded at 95% C.L. for $\kappa_V = 1$

Summary and outlook

- Results presented for $t\bar{t}H$ searches with 36 fb^{-1} of pp collision data @ 13 TeV (2016 data)
 - Improvements in analysis techniques compared to Run 1 (e.g. DNN)
 - Addition of new challenging final states: fully hadronic mode, final states with hadronic decaying τ leptons
 - Top-Higgs couplings constrained to about 15% with direct measurements
 - Several channels already systematic limited (with $\sim 30\%$ of the expected Run-2 lumi)
- Observation of $t\bar{t}H$ production, combining 7, 8, and 13 TeV analyses

Extras